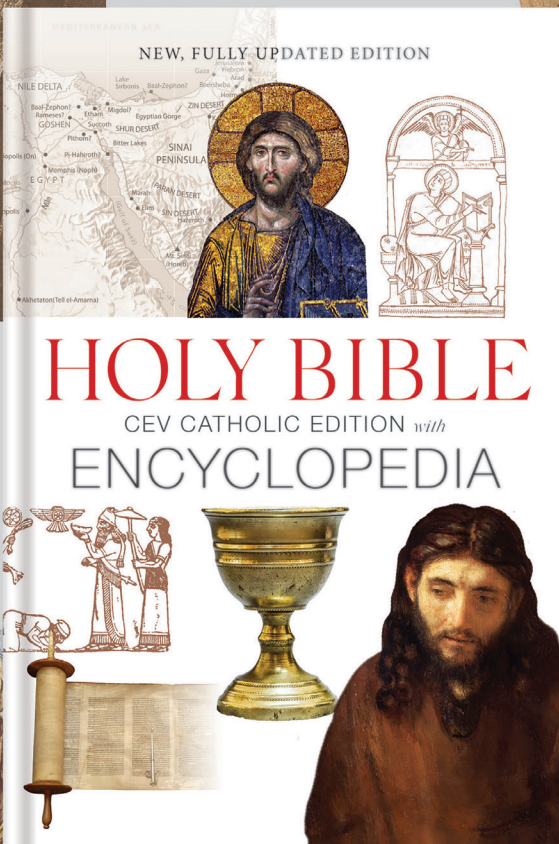



# Teachers' Notes and Activities



# Scripture and the Rhythm of Life

*God is with me, and speaks to me, in every situation of my life. This exercise resonates with classroom use of the Daily Examen, Awareness Examen or similar practice.*

Teacher instruction to class:

- Relax. Breathe deeply. We quieten ourselves as we enter (or close) this day.
- What am I *feeling* as I begin (or end) this day?  
Take a moment to reflect on this.
- Turn to Section 7.4 of the *Holy Bible CEV Catholic Edition with Encyclopedia*. Identify a Scripture passage that connects with how you feel at this moment. Look up the passage suggested.
- Having read the passage, spend a moment in quiet reflection.
- Close in prayer: ‘Living Word of God, speak to our hearts; stay close to us this day. Amen.’



## First Century Nazareth

*What would it be like to spend a day as a Nazarene in the first century?*

- Learn about life in the time of Jesus. Refer to Section 6 of the *Holy Bible CEV Catholic Edition with Encyclopedia*.

See too: *First Century Nazareth Village* which offers a focus on the parables of Jesus, with live replicas of shepherds, sowers, watchtower, well, etc.

- Hold a ‘Nazareth day’. Prepare for it as part of class activities.  
Students will:
- Come dressed in first-century costume;
- Contribute an item to the day, e.g.:
  - food prepared for lunch
  - Middle Eastern music
  - a first century game that children played
  - visual props or backdrop to create a first century atmosphere
- Students are asked to explain or demonstrate what they have prepared.



# Bible Characters

*Imagine what it would be like to be 'inside' the life and times of a biblical character.*

Each student chooses a Bible character (e.g., a patriarch; a queen; a prophet; a disciple; a slave):

- Research the historical background to this character's appearance in the Bible, with reference to the *Holy Bible CEV Catholic Edition with Encyclopedia* (e.g., timeline 2.3; Sections 3-6).
- Find a key Bible story relevant to this character.
- Reflect on the importance of this text to your chosen biblical character.
- Deliver a short presentation which brings your Bible character to life. It should show your learnings and allow your chosen character to 'speak' God's Word.

The delivery might be dramatic (e.g., a soliloquy; or delivered as if you are a news reporter); artistic (a painting, poem, song); scholarly (a well-researched article); prayerful (a composed prayer or ritual).




## Art & Scripture

Refer to Section 8 of the *Holy Bible CEV Catholic Edition with Encyclopedia*. Just as *Lectio Divina* is 'sacred reading', *Visio Divina* is 'sacred seeing'.

As an exercise in *Visio Divina*, invite students, in a contemplative spirit, to gaze and reflect upon one of the beautiful images in the *Holy Bible CEV Catholic Edition with Encyclopedia*. This might be a threefold movement:

- First time: What do I see? (E.g., observe colours, shapes, shades of darkness and light.) Share a response.
- Second time: What do I 'see' (at a deeper interpretative level)? Share a response.
- Silent reflection, followed by a closing prayer.





# Memorised Bible Verses

*'Wherever you go, I will watch over you ... I won't leave you' (Genesis 28:15).*

This exercise best follows an extended period of Bible study; or with reference to Section 7.4 of the *Holy Bible CEV Catholic Edition with Encyclopedia*. It reinforces the value of memorisation of biblical verses, as well as the idea that even a small morsel of God's word can nourish us in any given moment.

Ask students to select a one-line Scripture verse that speaks to their life, that gives them hope, joy, encouragement. Have them write it out and memorise the verse (and test them the next day!)

Point out to them that, by memorising short verses of Scripture, they have the living word of God with them wherever they go; they can recite/pray/mediate on a verse in any situation, even when they don't have access to a Bible.



**Find out more about the Holy Bible CEV Catholic Edition with Encyclopedia [here](#)**